

# Veteran Landscape by Local Government Area (LGA)

Report updated: 17-07-2023  
Discrepancies may occur due to cohort sizes

Hubs & ESOs

Gender

Age Groups

DVA Clients

DVA Top 10s

## Region

- Central West
- Far West
- Illawarra
- Mid North Coast
- Murray
- Newcastle and Hunter
- North Western
- Northern
- Other
- Richmond-Tweed
- Riverina
- South East
- Sydney Metropolitan
- Sydney Surrounds

## LGA

- Albury
- Balranald
- Berrigan
- Edward River
- Federation
- Greater Hume
- Murray River
- Wentworth

| LGA          | Previous ADF | Serving ADF Regular | Serving ADF Reserves | Current/Proposed C'wlth Veteran Hub | Current/Proposed ESO Veteran Hub | RSL Sub-Branch | RSL Auxiliaries | Legacy Clubs | AWW Branch * | Local Govt VEP ** |
|--------------|--------------|---------------------|----------------------|-------------------------------------|----------------------------------|----------------|-----------------|--------------|--------------|-------------------|
| Albury       | 1,453        | 134                 | 49                   |                                     |                                  | 1 ✓            |                 | 1 ✓          |              |                   |
| Balranald    | 34           | 0                   | 0                    |                                     |                                  | 1 ✓            |                 |              |              |                   |
| Berrigan     | 268          | 0                   | 0                    |                                     |                                  | 3 ✓            |                 |              |              |                   |
| Edward River | 191          | 0                   | 0                    |                                     |                                  | 1 ✓            |                 |              |              |                   |
| Federation   | 464          | 5                   | 8                    |                                     |                                  | 3 ✓            |                 |              |              |                   |
| Greater Hume | 337          | 7                   | 18                   |                                     |                                  | 1 ✓            |                 |              |              |                   |
| Murray River | 313          | 0                   | 0                    |                                     |                                  | 2 ✓            |                 |              |              |                   |
| Wentworth    | 187          | 0                   | 0                    |                                     |                                  | 1 ✓            | 1 ✓             |              |              |                   |
| <b>Total</b> | <b>3,247</b> | <b>146</b>          | <b>75</b>            |                                     |                                  | <b>13</b>      | <b>1</b>        | <b>1</b>     |              |                   |

# Veteran Landscape by Local Government Area (LGA) - Gender

Report updated: 17-07-2023

Discrepancies may occur in percentages due to cohort sizes

## Region

- Central West
- Far West
- Illawarra
- Mid North Coast
- Murray
- Newcastle and Hunter
- North Western
- Northern
- Other
- Richmond-Tweed
- Riverina
- South East
- Sydney Metropolitan
- Sydney Surrounds

## LGA

- Albury
- Balranald
- Berrigan
- Edward River
- Federation
- Greater Hume
- Murray River
- Wentworth

Hubs & ESOs

Gender

Age Groups

DVA Clients

DVA Top 10s

## Population

**3,247**  
Previous ADF      **3.3%**  
% Population

**146**  
Serving ADF - Regular      **0.1%**  
% Population

**75**  
Serving ADF - Reserves      **0.1%**  
% Population

**98,094**  
**Total Population**

## Females

**452**  
Previous ADF      **13.9%**  
% Population Previous ADF

**24**  
Serving ADF - Regular      **16.4%**  
% Population Serving ADF - Regular

**14**  
Serving ADF - Reserves      **18.7%**  
% Population Serving ADF - Reserves

**50,266**  
**Female Total Population**      **51.2%**  
**% Total Population**

## Males

**2,789**  
Previous ADF      **85.9%**  
% Population Previous ADF

**119**  
Serving ADF - Regular      **81.5%**  
% Population Serving ADF - Regular

**58**  
Serving ADF - Reserves      **77.3%**  
% Population Serving ADF - Reserves

**47,829**  
**Male Total Population**      **48.8%**  
**% Total Population**

# Veteran Landscape by Local Government Area (LGA) - Age distribution

Report updated: 17-07-2023

Discrepancies may occur in percentages due to cohort sizes

## Region

- Central West
- Far West
- Illawarra
- Mid North Coast
- Murray
- Newcastle and Hunter
- North Western
- Northern
- Other
- Richmond-Tweed
- Riverina
- South East
- Sydney Metropolitan
- Sydney Surrounds

## LGA

- Albury
- Balranald
- Berrigan
- Edward River
- Federation
- Greater Hume
- Murray River
- Wentworth

Hubs & ESOs

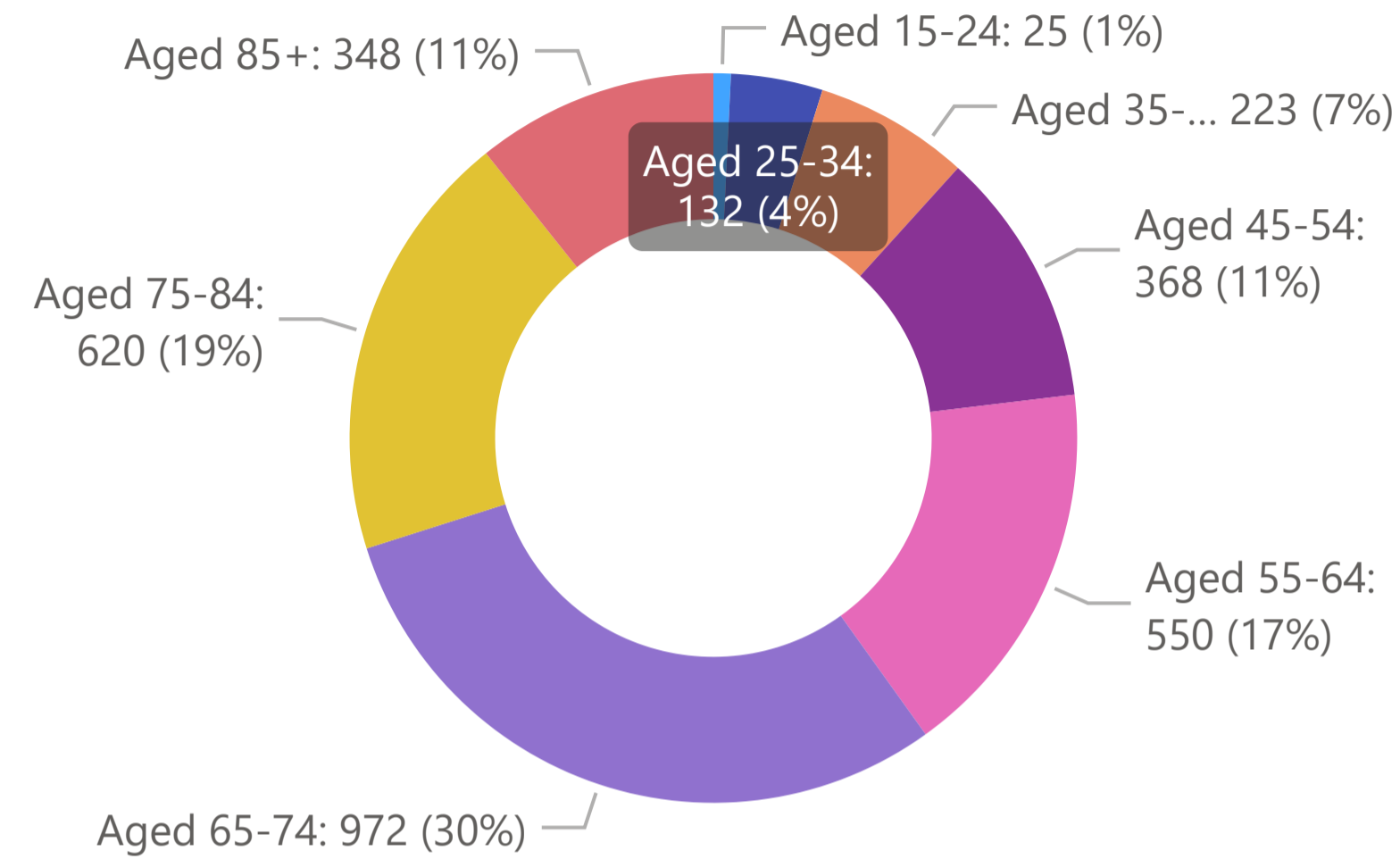
Gender

Age Groups

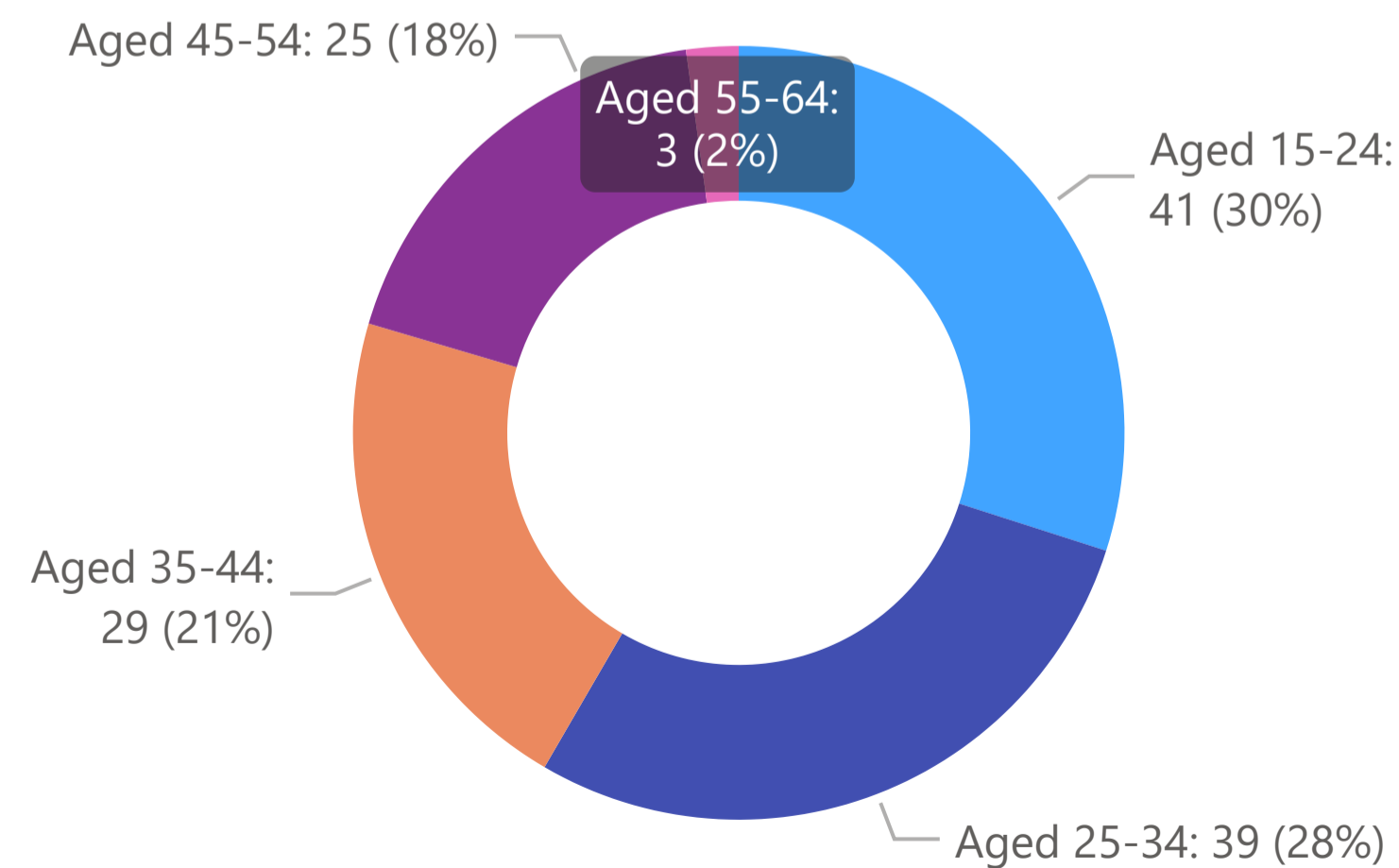
DVA Clients

DVA Top 10s

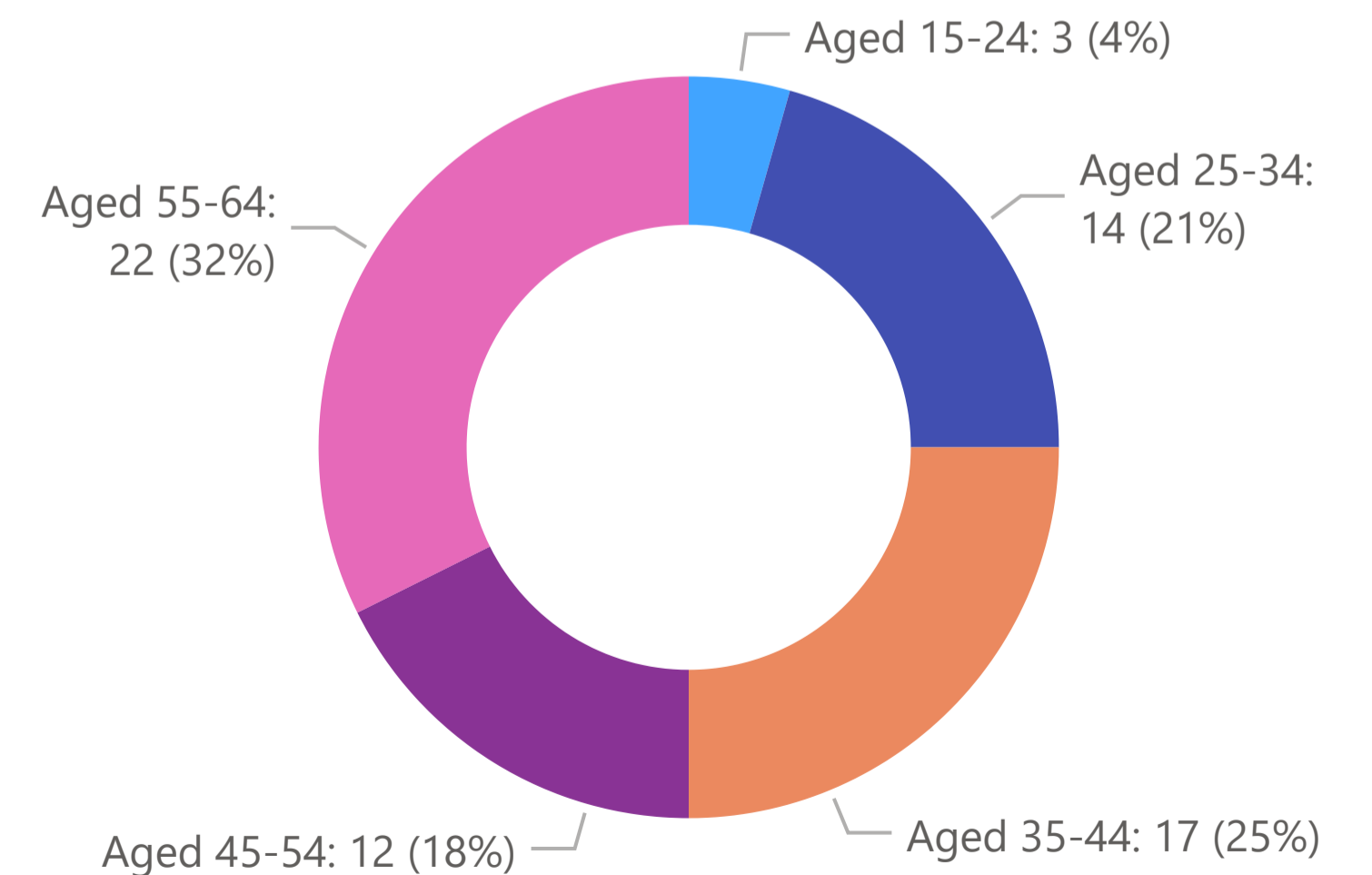
## Previous ADF - 3,247



## Serving ADF Regular - 146



## Serving ADF Reserves - 75



# Census and DVA Data by Local Government Area (LGA)

Report updated: 17-07-2023

Discrepancies may occur due to differences in collection dates of data

Hubs & ESOs

Gender

Age Groups

DVA Clients

DVA Top 10s



## Region



- Central West
- Far West
- Illawarra
- Mid North Coast
- Murray
- Newcastle and Hunter
- North Western
- Northern
- Other
- Richmond-Tweed
- Riverina
- South East
- Sydney Metropolitan
- Sydney Surrounds

## LGA

- Albury
- Balranald
- Berrigan
- Edward River
- Federation
- Greater Hume
- Murray River
- Wentworth

| LGA          | Previous ADF | Serving ADF | DVA Clients  | Gold Card Holders | White Card Holders | Service Pensioners | War Widows | Dependants |
|--------------|--------------|-------------|--------------|-------------------|--------------------|--------------------|------------|------------|
| Albury       | 1,453        | 183         | 1,040        | 353               | 523                | 225                | 131        | 274        |
| Balranald    | 34           | 0           | 17           | 9                 | 6                  | 4                  | 2          | 2          |
| Berrigan     | 268          | 0           | 155          | 71                | 45                 | 74                 | 15         | 51         |
| Edward River | 191          | 0           | 119          | 60                | 39                 | 31                 | 26         | 43         |
| Federation   | 464          | 13          | 299          | 122               | 117                | 104                | 39         | 96         |
| Greater Hume | 337          | 25          | 218          | 75                | 105                | 54                 | 14         | 44         |
| Murray River | 313          | 0           | 188          | 78                | 75                 | 62                 | 26         | 57         |
| Wentworth    | 187          | 0           | 97           | 40                | 40                 | 31                 | 14         | 29         |
| <b>Total</b> | <b>3,247</b> | <b>221</b>  | <b>2,133</b> | <b>808</b>        | <b>950</b>         | <b>585</b>         | <b>267</b> | <b>596</b> |

 Census data  
 Total DVA Clients

 DVA Clients who are either a Previous or Serving ADF member  
 DVA Clients who are the spouse or dependant of a Previous or Serving ADF member



Veterans Affairs

### Sources:

1. ABS Census Data 2021
2. DVA Data - Pensioners and Treatment Card Holders @ 30 December 2022

# Census and DVA Data - Top 10 Local Government Areas (LGAs)

Report updated: 17-07-2023

Discrepancies may occur due to differences in collection dates of data

## Region

- Central West
- Far West
- Illawarra
- Mid North Coast
- Murray
- Newcastle and Hunter
- North Western
- Northern
- Other
- Richmond-Tweed
- Riverina
- South East
- Sydney Metropolitan
- Sydney Surrounds

Hubs & ESOs

Gender

Age Groups

DVA Clients

DVA Top 10s

## LGA

- Albury
- Balranald
- Berrigan
- Edward River
- Federation
- Greater Hume
- Murray River
- Wentworth

| LGA          | Previous ADF |
|--------------|--------------|
| Albury       | 1,453        |
| Federation   | 464          |
| Greater Hume | 337          |
| Murray River | 313          |
| Berrigan     | 268          |
| Edward River | 191          |
| Wentworth    | 187          |
| Balranald    | 34           |
| <b>Total</b> | <b>3,247</b> |

| LGA          | Serving ADF |
|--------------|-------------|
| Albury       | 183         |
| Greater Hume | 25          |
| Federation   | 13          |
| Balranald    | 0           |
| Berrigan     | 0           |
| Edward River | 0           |
| Murray River | 0           |
| Wentworth    | 0           |
| <b>Total</b> | <b>221</b>  |

| LGA          | DVA Clients  |
|--------------|--------------|
| Albury       | 1,040        |
| Federation   | 299          |
| Greater Hume | 218          |
| Murray River | 188          |
| Berrigan     | 155          |
| Edward River | 119          |
| Wentworth    | 97           |
| Balranald    | 17           |
| <b>Total</b> | <b>2,133</b> |

| LGA          | War Widows |
|--------------|------------|
| Albury       | 131        |
| Federation   | 39         |
| Edward River | 26         |
| Murray River | 26         |
| Berrigan     | 15         |
| Greater Hume | 14         |
| Wentworth    | 14         |
| Balranald    | 2          |
| <b>Total</b> | <b>267</b> |

| LGA          | Gold Card Holders |
|--------------|-------------------|
| Albury       | 353               |
| Federation   | 122               |
| Murray River | 78                |
| Greater Hume | 75                |
| Berrigan     | 71                |
| Edward River | 60                |
| Wentworth    | 40                |
| Balranald    | 9                 |
| <b>Total</b> | <b>808</b>        |

| LGA          | White Card Holders |
|--------------|--------------------|
| Albury       | 523                |
| Federation   | 117                |
| Greater Hume | 105                |
| Murray River | 75                 |
| Berrigan     | 45                 |
| Wentworth    | 40                 |
| Edward River | 39                 |
| Balranald    | 6                  |
| <b>Total</b> | <b>950</b>         |

| LGA          | Service Pensioners |
|--------------|--------------------|
| Albury       | 225                |
| Federation   | 104                |
| Berrigan     | 74                 |
| Murray River | 62                 |
| Greater Hume | 54                 |
| Edward River | 31                 |
| Wentworth    | 31                 |
| Balranald    | 4                  |
| <b>Total</b> | <b>585</b>         |

| LGA          | Dependants |
|--------------|------------|
| Albury       | 274        |
| Federation   | 96         |
| Murray River | 57         |
| Berrigan     | 51         |
| Greater Hume | 44         |
| Edward River | 43         |
| Wentworth    | 29         |
| Balranald    | 2          |
| <b>Total</b> | <b>596</b> |



Veterans Affairs

### Sources:

1. ABS Census Data 2021
2. DVA Data - Pensioners and Treatment Card Holders @ 30 December 2022

Census data  
 Total DVA Clients

DVA Clients who are either a Previous or Serving ADF member  
 DVA Clients who are the spouse or dependant of a Previous or Serving ADF member