

Hubs & ESOs

Gender

Age Distribution

Veteran Age Distribution

DVA Clients

DVA Top 10s

Region

- ☐ Central West
- ☐ Far West
- ☐ Illawarra
- ☐ Mid North Coast
- ☒ Murray
- ☐ Newcastle and Hunter
- ☐ North Western
- ☐ Northern
- ☐ Other
- ☐ Richmond-Tweed
- ☐ Riverina
- ☐ South East
- ☐ Sydney Metropolitan
- ☐ Sydney Surrounds

LGA

- ☐ Albury
- ☐ Balranald
- ☐ Berrigan
- ☐ Edward River
- ☐ Federation
- ☐ Greater Hume
- ☐ Murray River
- ☐ Wentworth

Veteran Landscape by Local Government Area (LGA)

Report updated: 09-07-2024
Discrepancies may occur due to cohort sizes

LGA	Previous ADF	Serving ADF Regular	Serving ADF Reserves	Current/Proposed C'wlth Veteran Hub	Current/Proposed ESO Veteran Hub	RSL Sub-Branch	RSL Auxiliaries	Legacy Clubs	AWW Branch *	Local Govt VEP **
Albury	1,453	134	49			1 ✓		1 ✓		
Balranald	34	0	0			1 ✓				
Berrigan	268	0	0			3 ✓				
Edward River	191	0	0			1 ✓				
Federation	464	5	8			3 ✓				
Greater Hume	337	7	18			1 ✓				
Murray River	313	0	0			2 ✓				
Wentworth	187	0	0			1 ✓	1 ✓			
Total	3,247	146	75			13	1	1		

Hubs & ESOs

Gender

Age
Distribution

Veteran Age
Distribution

DVA Clients

DVA Top 10s

Region

- ☐ Central West
- ☐ Far West
- ☐ Illawarra
- ☐ Mid North Coast
- ☒ Murray
- ☐ Newcastle and Hunter
- ☐ North Western
- ☐ Northern
- ☐ Other
- ☐ Richmond-Tweed
- ☐ Riverina
- ☐ South East
- ☐ Sydney Metropolitan
- ☐ Sydney Surrounds

LGA

☐ Albury

☐ Balranald

☐ Berrigan

☐ Edward River

☐ Federation

☐ Greater Hume

☐ Murray River

☐ Wentworth

Veteran Landscape by Local Government Area (LGA) - Gender

Report updated: 09-07-2024

Discrepancies may occur in percentages due to cohort sizes

Population

3,247	3.3%
Previous ADF	% Population
146	0.1%
Serving ADF - Regular	% Population
75	0.1%
Serving ADF - Reserves	% Population
98,094	
Total Population	

Females

452	13.9%
Previous ADF	% Population Previous ADF
24	16.4%
Serving ADF - Regular	% Population Serving ADF - Regular
14	18.7%
Serving ADF - Reserves	% Population Serving ADF - Reserves
50,266	51.2%
Female Total Population	% Total Population

Males

2,789	85.9%
Previous ADF	% Population Previous ADF
119	81.5%
Serving ADF - Regular	% Population Serving ADF - Regular
58	77.3%
Serving ADF - Reserves	% Population Serving ADF - Reserves
47,829	48.8%
Male Total Population	% Total Population

Veteran Landscape by Local Government Area (LGA) - Age distribution

Report updated: 09-07-2024

Discrepancies may occur in percentages due to cohort sizes

Region

- ☐ Central West
- ☐ Far West
- ☐ Illawarra
- ☐ Mid North Coast
- ☒ Murray
- ☐ Newcastle and Hunter
- ☐ North Western
- ☐ Northern
- ☐ Other
- ☐ Richmond-Tweed
- ☐ Riverina
- ☐ South East
- ☐ Sydney Metropolitan
- ☐ Sydney Surrounds

LGA

- ☐ Albury
- ☐ Balranald
- ☐ Berrigan
- ☐ Edward River
- ☐ Federation
- ☐ Greater Hume
- ☐ Murray River
- ☐ Wentworth

Hubs & ESOs

Gender

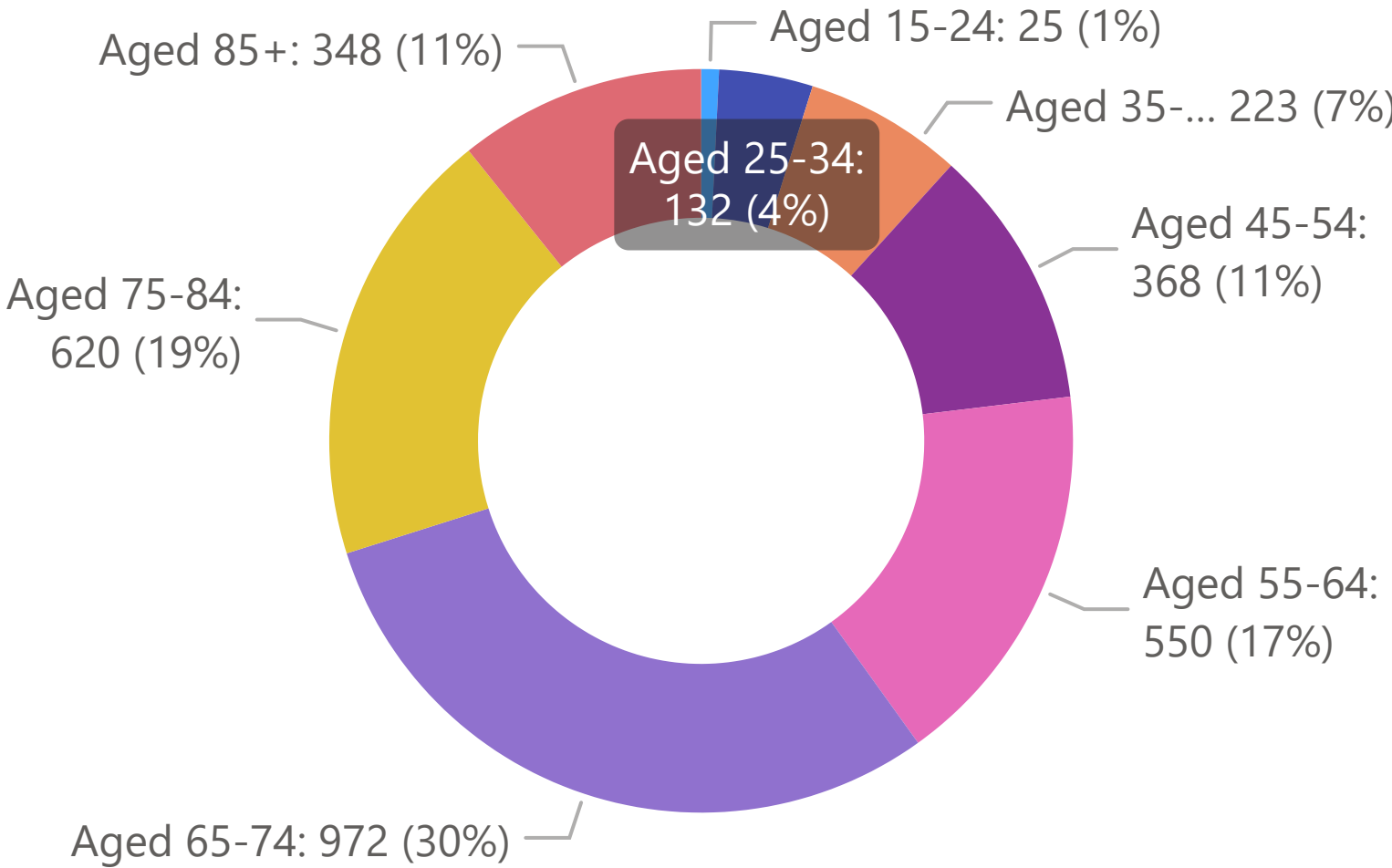
Age Distribution

Veteran Age Distribution

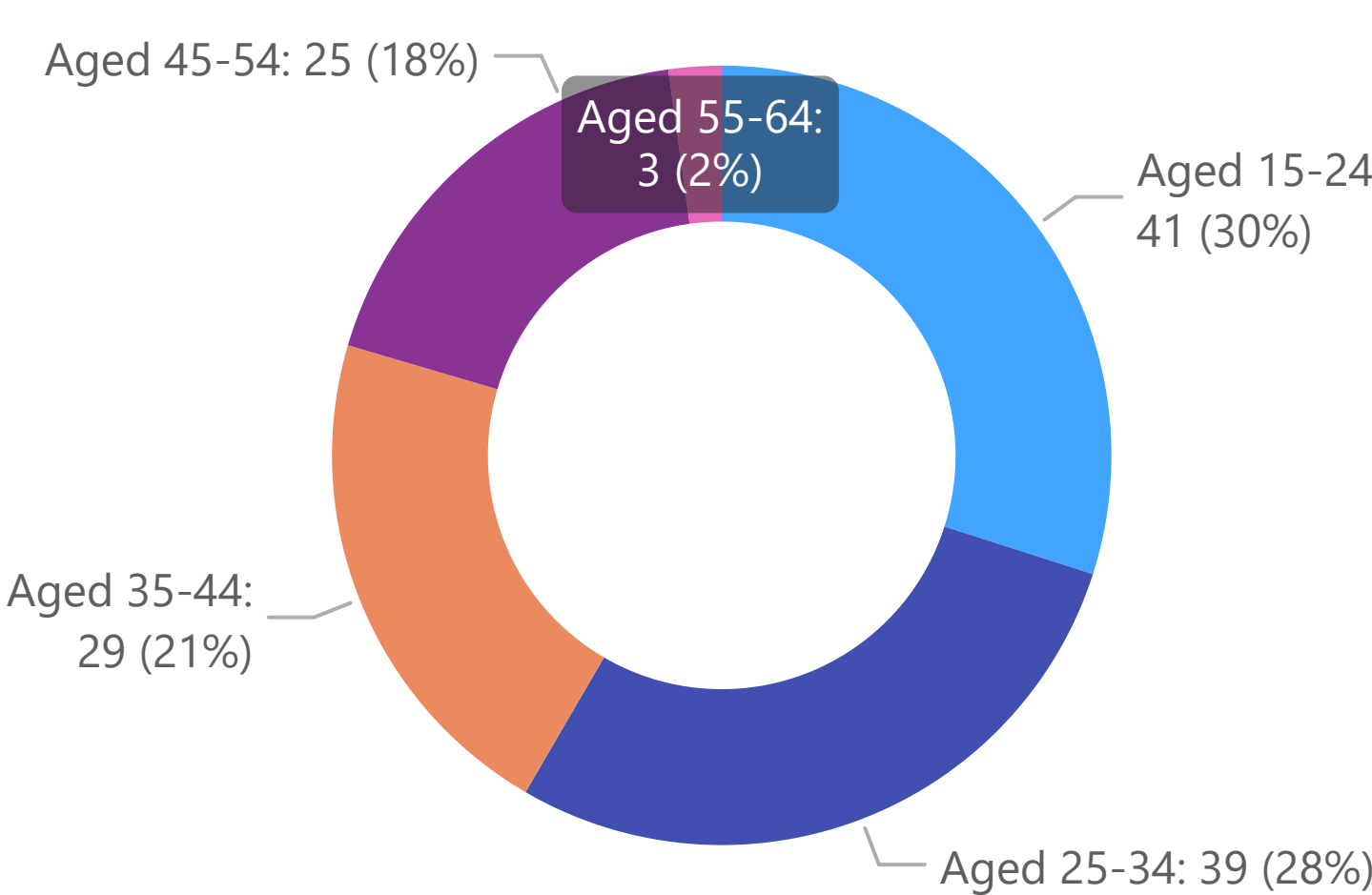
DVA Clients

DVA Top 10s

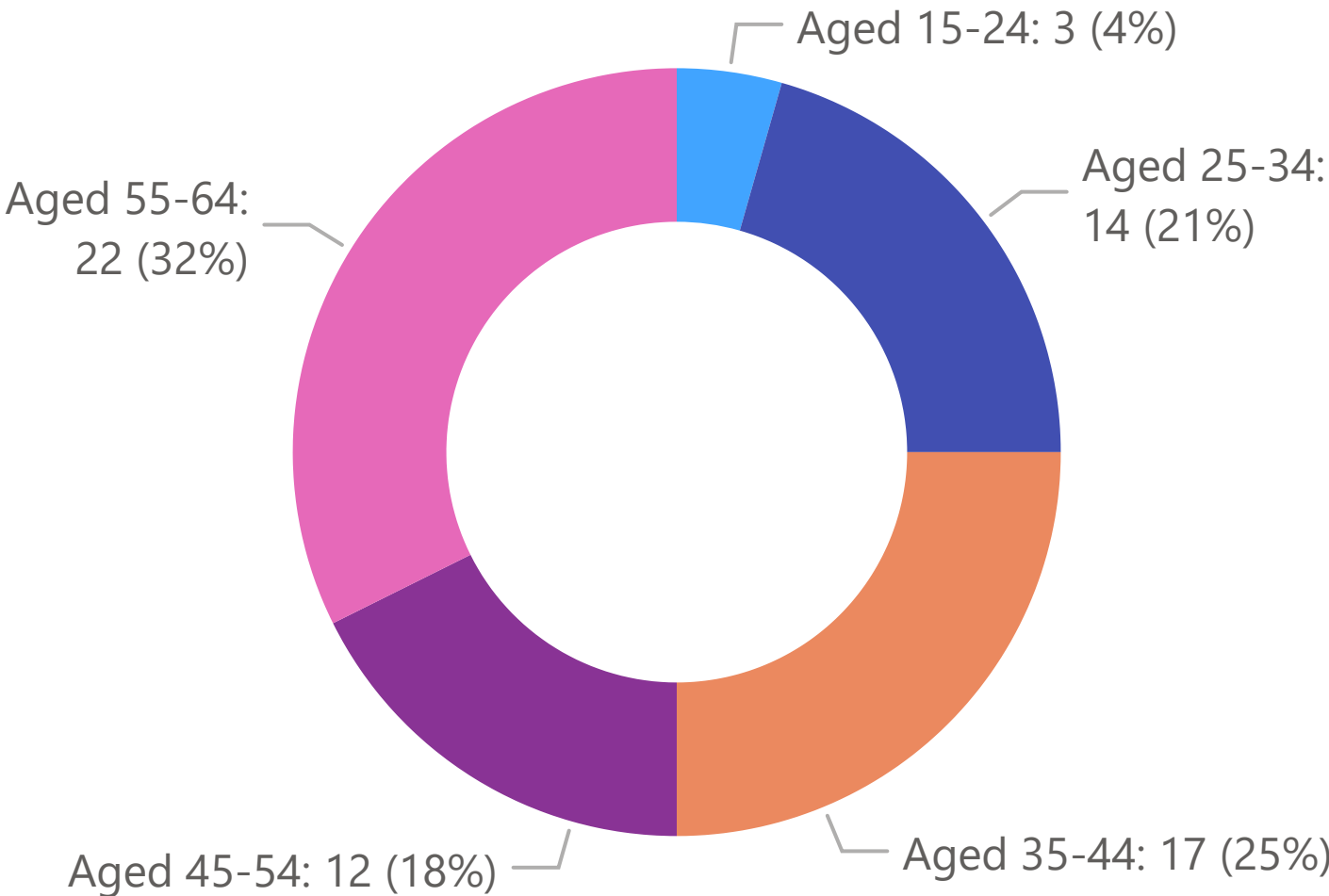
Previous ADF - 3,247



Serving ADF Regular - 146



Serving ADF Reserves - 75



Hubs & ESOs

Gender

Age Distribution

Veteran Age Distribution

DVA Clients

DVA Top 10s

Region

- ☐ Central West
- ☐ Far West
- ☐ Illawarra
- ☐ Mid North Coast
- ☒ Murray
- ☐ Newcastle and Hunter
- ☐ North Western
- ☐ Northern
- ☐ Other
- ☐ Richmond-Tweed
- ☐ Riverina
- ☐ South East
- ☐ Sydney Metropolitan
- ☐ Sydney Surrounds

LGA

- ☐ Albury
- ☐ Balranald
- ☐ Berrigan
- ☐ Edward River
- ☐ Federation
- ☐ Greater Hume
- ☐ Murray River
- ☐ Wentworth

Previous ADF age groups by Local Government Area (LGA)

Report updated: 09-07-2024
Discrepancies may occur due to cohort sizes

LGA	Aged 15-24	Aged 25-34	Aged 35-44	Aged 45-54	Aged 55-64	Aged 65-74	Aged 75-84	Aged 85+	Total
Albury	18	73	131	195	254	372	267	143	1,453
Federation	0	19	25	36	75	161	93	53	464
Greater Hume	4	17	27	47	63	112	53	24	337
Murray River	0	7	9	24	52	98	78	38	313
Berrigan	3	7	10	23	38	89	52	44	268
Edward River	0	4	16	20	21	57	43	33	191
Wentworth	0	5	5	20	43	71	24	13	187
Balranald	0	0	0	3	4	12	10	0	34
Total	25	132	223	368	550	972	620	348	3,247

Hubs & ESOs

Gender

Age Distribution

Veteran Age Distribution

DVA Clients

DVA Top 10s

Region

- ☐ Central West
- ☐ Far West
- ☐ Illawarra
- ☐ Mid North Coast
- ☒ Murray
- ☐ Newcastle and Hunter
- ☐ North Western
- ☐ Northern
- ☐ Other
- ☐ Richmond-Tweed
- ☐ Riverina
- ☐ South East
- ☐ Sydney Metropolitan
- ☐ Sydney Surrounds

LGA

- ☐ Albury
- ☐ Balranald
- ☐ Berrigan
- ☐ Edward River
- ☐ Federation
- ☐ Greater Hume
- ☐ Murray River
- ☐ Wentworth

Census and DVA Data by Local Government Area (LGA)

Report updated: 09-07-2024
Discrepancies may occur due to differences in collection dates of data

LGA	Previous ADF	Serving ADF	DVA Clients	Gold Card Holders	White Card Holders	Service Pensioners	War Widows	Dependants
Albury	1,453	183	1,056	347	561	218	116	244
Federation	464	13	290	113	126	90	34	81
Greater Hume	337	25	226	65	126	43	12	39
Murray River	313	0	185	72	80	58	23	51
Berrigan	268	0	154	67	49	69	13	47
Edward River	191	0	115	51	43	25	22	38
Wentworth	187	0	98	36	46	28	11	25
Balranald	34	0	18	10	6	3	3	3
Total	3,247	221	2,142	761	1,037	534	234	528



Veterans Affairs

Sources:
1. ABS Census Data 2021
2. DVA Data - Pensioners and Treatment Card Holders @ March 2024

Census data
Total DVA Clients

DVA Clients who are either a Previous or Serving ADF member
DVA Clients who are the spouse or dependant of a Previous or Serving ADF member

Hubs & ESOs

Gender

Age Distribution

Veteran Age Distribution

DVA Clients

DVA Top 10s

Region

- ☐ Central West
- ☐ Far West
- ☐ Illawarra
- ☐ Mid North Coast
- ☒ Murray
- ☐ Newcastle and Hunter
- ☐ North Western
- ☐ Northern
- ☐ Other
- ☐ Richmond-Tweed
- ☐ Riverina
- ☐ South East
- ☐ Sydney Metropolitan
- ☐ Sydney Surrounds

LGA

- ☐ Albury
- ☐ Balranald
- ☐ Berrigan
- ☐ Edward River
- ☐ Federation
- ☐ Greater Hume
- ☐ Murray River
- ☐ Wentworth

Census and DVA Data - Top 10 Local Government Areas (LGAs)

Report updated: 09-07-2024

Discrepancies may occur due to differences in collection dates of data

LGA	Previous ADF
Albury	1,453
Federation	464
Greater Hume	337
Murray River	313
Berrigan	268
Edward River	191
Wentworth	187
Balranald	34
Total	3,247

LGA	Serving ADF
Albury	183
Greater Hume	25
Federation	13
Balranald	0
Berrigan	0
Edward River	0
Murray River	0
Wentworth	0
Total	221

LGA	DVA Clients
Albury	1,056
Federation	290
Greater Hume	226
Murray River	185
Berrigan	154
Edward River	115
Wentworth	98
Balranald	18
Total	2,142

LGA	War Widows
Albury	116
Federation	34
Murray River	23
Edward River	22
Berrigan	13
Greater Hume	12
Wentworth	11
Balranald	3
Total	234

LGA	Gold Card Holders
Albury	347
Federation	113
Murray River	72
Berrigan	67
Greater Hume	65
Edward River	51
Wentworth	36
Balranald	10
Total	761

LGA	White Card Holders
Albury	561
Federation	126
Greater Hume	126
Murray River	80
Berrigan	49
Wentworth	46
Edward River	43
Balranald	6
Total	1,037

LGA	Service Pensioners
Albury	218
Federation	90
Berrigan	69
Murray River	58
Greater Hume	43
Wentworth	28
Edward River	25
Balranald	3
Total	534

LGA	Dependants
Albury	244
Federation	81
Murray River	51
Berrigan	47
Greater Hume	39
Edward River	38
Wentworth	25
Balranald	3
Total	528



Veterans Affairs

Sources:
1. ABS Census Data 2021
2. DVA Data - Pensioners and Treatment Card Holders @ March 2024

Census data
Total DVA Clients

DVA Clients who are either a Previous or Serving ADF member
DVA Clients who are the spouse or dependant of a Previous or Serving ADF member