

Veteran Landscape - NSW

Report updated: 17-07-2023

Discrepancies may occur in percentages due to cohort sizes

NSW

DVA Top 10s

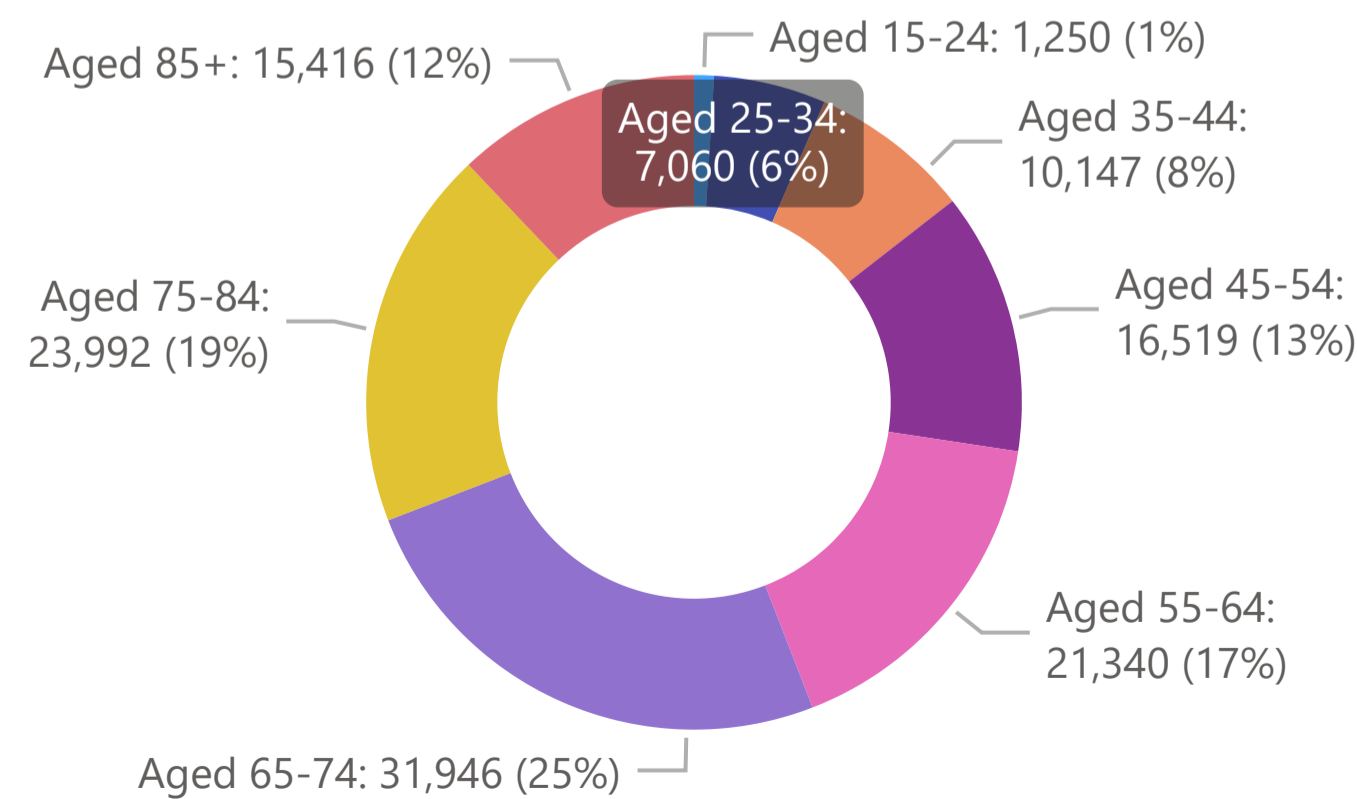
| Previous ADF | Serving ADF - Regular | Serving ADF - Reserves | Current/Proposed C'wealth Veteran Hub | Current/Proposed RSL Veteran Hub | RSL Sub-Branch | RSL Auxiliaries | Legacy Clubs | AWW Branch * | Local Govt VEP ** |
|--------------|-----------------------|------------------------|---------------------------------------|----------------------------------|----------------|-----------------|--------------|--------------|-------------------|
| 127,649 | 17,950 | 6,504 | 5 | 12 | 319 | 91 | 18 | 49 | 13 |

Gender distribution

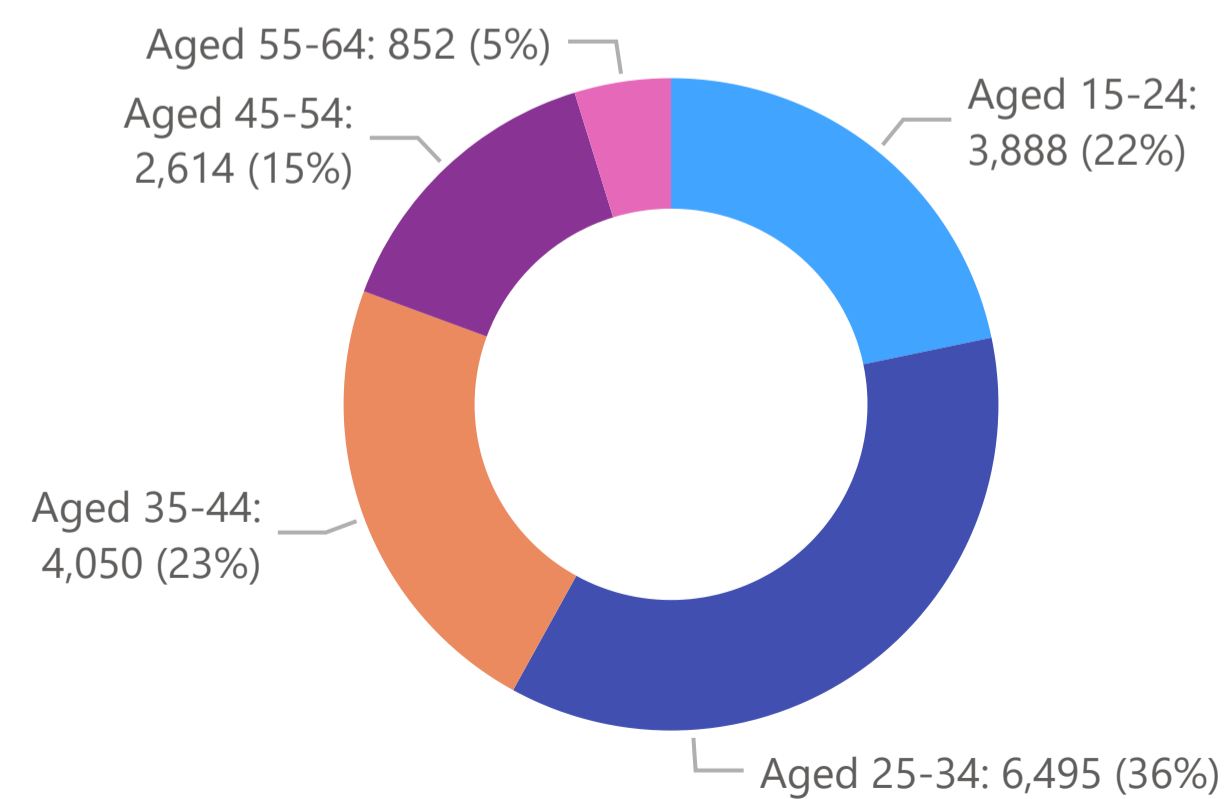
| Population | Female | Male |
|--|---|---|
| 127,649 Previous ADF | 14,923 Female Previous ADF | 112,785 Male Previous ADF |
| | 11.7% Female Previous ADF % | 88.4% Male Previous ADF % |
| 17,950 Serving ADF - Regular | 3,876 Female Serving ADF Regular | 14,120 Male Serving ADF Regular |
| | 21.6% Female Serving ADF - Regular % | 78.7% Male Serving ADF Regular % |
| 6,504 Serving ADF - Reserves | 1,183 Female Serving ADF - Reserves | 5,323 Male Serving ADF - Reserves |
| | 18.2% Female Serving ADF - Reserves % | 81.8% Male Serving ADF - Reserves % |
| 6,602,187 Total Population | 3,373,555 Female Population | 3,228,604 Male Population |
| | 51.1% Female Total Population % | 48.9% Male Total Population % |

Age distribution

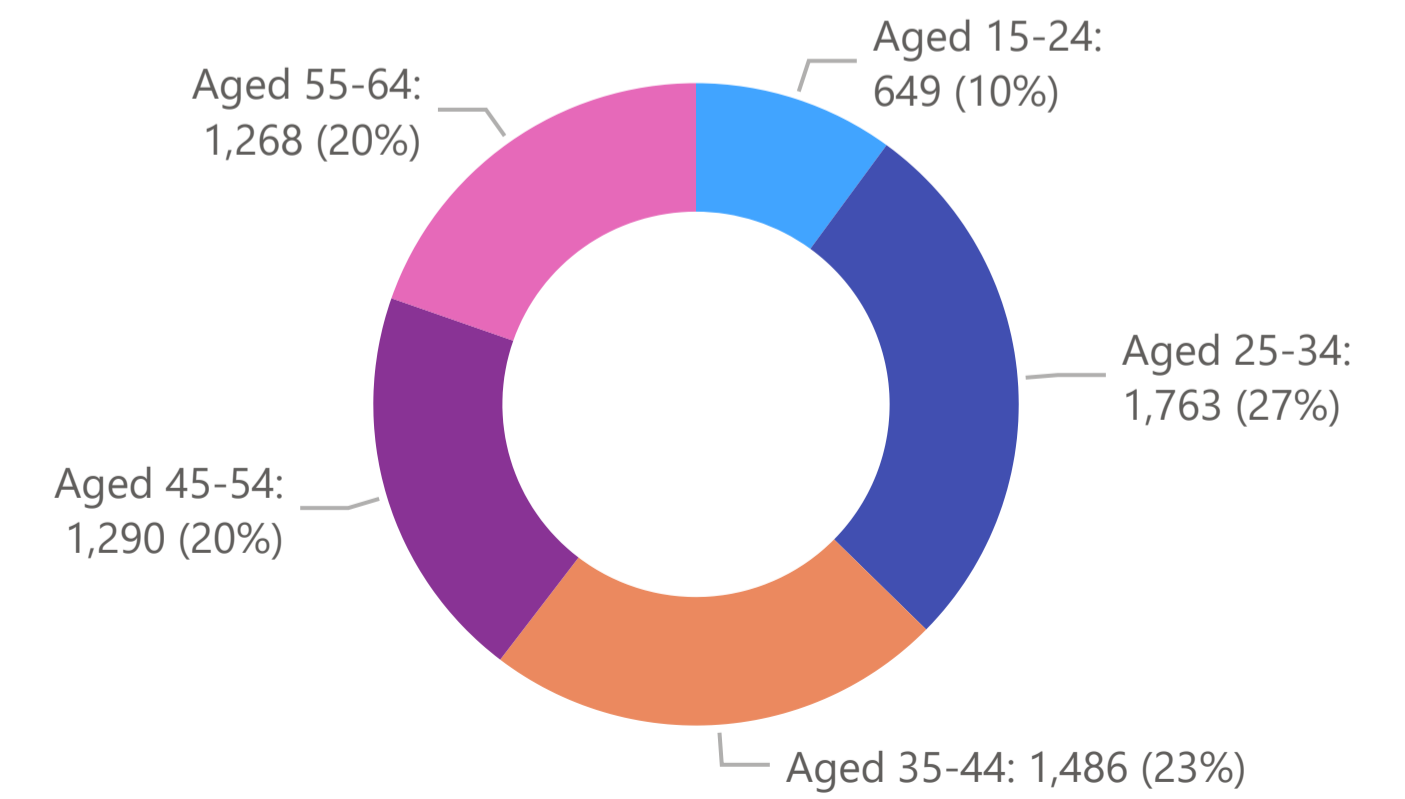
Previous ADF



Serving ADF - Regular



Serving ADF - Reserves



Census and DVA Data - Top 10 Local Government Areas (LGAs)

Report updated: 17-07-2023

Discrepancies may occur due to differences in collection dates of data

NSW

DVA Top 10s

| LGA | Previous ADF |
|---------------------|---------------|
| Central Coast (NSW) | 7,615 |
| Lake Macquarie | 5,435 |
| Shoalhaven | 4,129 |
| Northern Beaches | 3,895 |
| Newcastle | 3,737 |
| Sutherland | 3,712 |
| Mid-Coast | 3,323 |
| Wollongong | 3,256 |
| Penrith | 3,142 |
| Port Stephens | 3,070 |
| Total | 41,314 |

| LGA | Serving ADF |
|---------------------|---------------|
| Queanbeyan-Palerang | 1,718 |
| Shoalhaven | 1,573 |
| Sydney | 1,571 |
| Wagga Wagga | 1,470 |
| Liverpool | 1,403 |
| Newcastle | 1,174 |
| Port Stephens | 1,154 |
| Sutherland | 862 |
| Bayside (NSW) | 850 |
| Randwick | 707 |
| Total | 12,482 |

| LGA | DVA Clients |
|---------------------|---------------|
| Central Coast (NSW) | 4,519 |
| Shoalhaven | 3,976 |
| Port Stephens | 3,145 |
| Lake Macquarie | 3,006 |
| Queanbeyan-Palerang | 2,937 |
| Newcastle | 2,849 |
| Sutherland | 2,428 |
| Fairfield | 2,384 |
| Northern Beaches | 2,343 |
| Mid-Coast | 1,995 |
| Tweed | 1,995 |
| Total | 31,577 |

| LGA | War Widows |
|-------------------------|--------------|
| Central Coast (NSW) | 915 |
| Northern Beaches | 557 |
| Sutherland | 466 |
| Lake Macquarie | 430 |
| Tweed | 403 |
| Mid-Coast | 361 |
| Shoalhaven | 346 |
| Newcastle | 344 |
| Port Macquarie-Hastings | 332 |
| Blacktown | 226 |
| Port Stephens | 226 |
| Total | 4,606 |

| LGA | Gold Card Holders |
|-------------------------|-------------------|
| Central Coast (NSW) | 1,986 |
| Shoalhaven | 1,151 |
| Lake Macquarie | 1,086 |
| Northern Beaches | 1,033 |
| Mid-Coast | 973 |
| Tweed | 973 |
| Sutherland | 817 |
| Port Stephens | 813 |
| Port Macquarie-Hastings | 795 |
| Newcastle | 731 |
| Albury | 353 |
| The Hills | 353 |
| Total | 11,064 |

| LGA | White Card Holders |
|---------------------|--------------------|
| Queanbeyan-Palerang | 2,371 |
| Shoalhaven | 2,312 |
| Port Stephens | 1,992 |
| Newcastle | 1,820 |
| Central Coast (NSW) | 1,708 |
| Lake Macquarie | 1,414 |
| Wagga Wagga | 1,288 |
| Sutherland | 1,282 |
| Maitland | 1,162 |
| Mid-Coast | 645 |
| Tweed | 645 |
| Total | 16,639 |

| LGA | Service Pensioners |
|-------------------------|--------------------|
| Fairfield | 2,013 |
| Canterbury-Bankstown | 1,305 |
| Central Coast (NSW) | 1,288 |
| Shoalhaven | 749 |
| Lake Macquarie | 709 |
| Mid-Coast | 694 |
| Tweed | 615 |
| Port Macquarie-Hastings | 506 |
| Liverpool | 484 |
| Penrith | 461 |
| Total | 8,824 |

| LGA | Dependants |
|-------------------------|--------------|
| Central Coast (NSW) | 1,629 |
| Fairfield | 998 |
| Canterbury-Bankstown | 975 |
| Lake Macquarie | 835 |
| Northern Beaches | 804 |
| Shoalhaven | 797 |
| Tweed | 753 |
| Mid-Coast | 712 |
| Sutherland | 694 |
| Port Macquarie-Hastings | 619 |
| Total | 8,816 |



Veterans Affairs

Sources:

1. ABS Census Data 2021
2. DVA Data - Pensioners and Treatment Card Holders @ 30 December 2022

Census data
 Total DVA Clients

DVA Clients who are either a Previous or Serving ADF member
 DVA Clients who are the spouse or dependant of a Previous or Serving ADF member