

Veteran Landscape by Local Government Area (LGA)

Report updated: 09-07-2024  
Discrepancies may occur due to cohort sizes

Hubs & ESOs

Gender

Age  
Distribution

Veteran Age  
Distribution

DVA Clients

DVA Top 10s

Region

- ☐ Central West
- ☐ Far West
- ☐ Illawarra
- ☐ Mid North Coast
- ☐ Murray
- ☒ Newcastle and Hunter
- ☐ North Western
- ☐ Northern
- ☐ Other
- ☐ Richmond-Tweed
- ☐ Riverina
- ☐ South East
- ☐ Sydney Metropolitan
- ☐ Sydney Surrounds

LGA

- ☐ Cessnock
- ☐ Dungog
- ☐ Lake Macquarie
- ☐ Maitland
- ☐ Mid-Coast
- ☐ Muswellbrook
- ☐ Newcastle
- ☐ Port Stephens
- ☐ Singleton
- ☐ Upper Hunter

LGA	Previous ADF	Serving ADF Regular	Serving ADF Reserves	Current/Proposed C'wlth Veteran Hub	Current/Proposed ESO Veteran Hub	RSL Sub- Branch	RSL Auxiliaries	Legacy Clubs	AWW Branch *	Local Govt VEP **
Cessnock	1,436	36	55			6 ✓			1 ✓	1 ✓
Dungog	309	14	16			2 ✓				
Lake Macquarie	5,435	171	225			6 ✓	1 ✓		2 ✓	1 ✓
Maitland	2,250	497	121			2 ✓	2 ✓	1 ✓		
Mid-Coast	3,323	27	41			10 ✓	4 ✓	1 ✓		
Muswellbrook	310	8	18			3 ✓			1 ✓	
Newcastle	3,737	846	328			6 ✓	1 ✓	1 ✓	1 ✓	1 ✓
Port Stephens	3,070	904	250			4 ✓	3 ✓			1 ✓
Singleton	564	478	29			1 ✓	1 ✓			
Upper Hunter	305	0	8			2 ✓	1 ✓			
Total	20,739	2,981	1,091	1	1	42	13	3	5	4

Source: ABS Census Data 2021

Current Veteran Hub - RSL/LifeCare  
Proposed Veteran Hub  
Other Veteran Hub

\*AWW - Australian War Widow    \*\*VEP - Veteran Employment Program

Hubs & ESOs

Gender

Age  
Distribution

Veteran Age  
Distribution

DVA Clients

DVA Top 10s

Region

- ☐ Central West
- ☐ Far West
- ☐ Illawarra
- ☐ Mid North Coast
- ☐ Murray
- ☒ Newcastle and Hunter
- ☐ North Western
- ☐ Northern
- ☐ Other
- ☐ Richmond-Tweed
- ☐ Riverina
- ☐ South East
- ☐ Sydney Metropolitan
- ☐ Sydney Surrounds

LGA

- ☐ Cessnock
- ☐ Dungog
- ☐ Lake Macquarie
- ☐ Maitland
- ☐ Mid-Coast
- ☐ Muswellbrook
- ☐ Newcastle
- ☐ Port Stephens
- ☐ Singleton
- ☐ Upper Hunter

Veteran Landscape by Local Government Area (LGA) - Gender

Report updated: 09-07-2024

Discrepancies may occur in percentages due to cohort sizes

Population

<b>20,739</b>	<b>3.3%</b>
Previous ADF	% Population
<b>2,981</b>	<b>0.5%</b>
Serving ADF - Regular	% Population
<b>1,091</b>	<b>0.2%</b>
Serving ADF - Reserves	% Population
<b>635,001</b>	
<b>Total Population</b>	

Females

<b>2,513</b>	<b>12.1%</b>
Previous ADF	% Population Previous ADF
<b>565</b>	<b>19.0%</b>
Serving ADF - Regular	% Population Serving ADF - Regular
<b>198</b>	<b>18.1%</b>
Serving ADF - Reserves	% Population Serving ADF - Reserves
<b>325,613</b>	<b>51.3%</b>
<b>Female Total Population</b>	<b>% Total Population</b>

Males

<b>18,234</b>	<b>87.9%</b>
Previous ADF	% Population Previous ADF
<b>2,417</b>	<b>81.1%</b>
Serving ADF - Regular	% Population Serving ADF - Regular
<b>904</b>	<b>82.9%</b>
Serving ADF - Reserves	% Population Serving ADF - Reserves
<b>309,393</b>	<b>48.7%</b>
<b>Male Total Population</b>	<b>% Total Population</b>

# Veteran Landscape by Local Government Area (LGA) - Age distribution

Report updated: 09-07-2024

Discrepancies may occur in percentages due to cohort sizes

## Region

- ☐ Central West
- ☐ Far West
- ☐ Illawarra
- ☐ Mid North Coast
- ☐ Murray
- ☒ Newcastle and Hunter
- ☐ North Western
- ☐ Northern
- ☐ Other
- ☐ Richmond-Tweed
- ☐ Riverina
- ☐ South East
- ☐ Sydney Metropolitan
- ☐ Sydney Surrounds

## LGA

- ☐ Cessnock
- ☐ Dungog
- ☐ Lake Macquarie
- ☐ Maitland
- ☐ Mid-Coast
- ☐ Muswellbrook
- ☐ Newcastle
- ☐ Port Stephens
- ☐ Singleton
- ☐ Upper Hunter

Hubs & ESOs

Gender

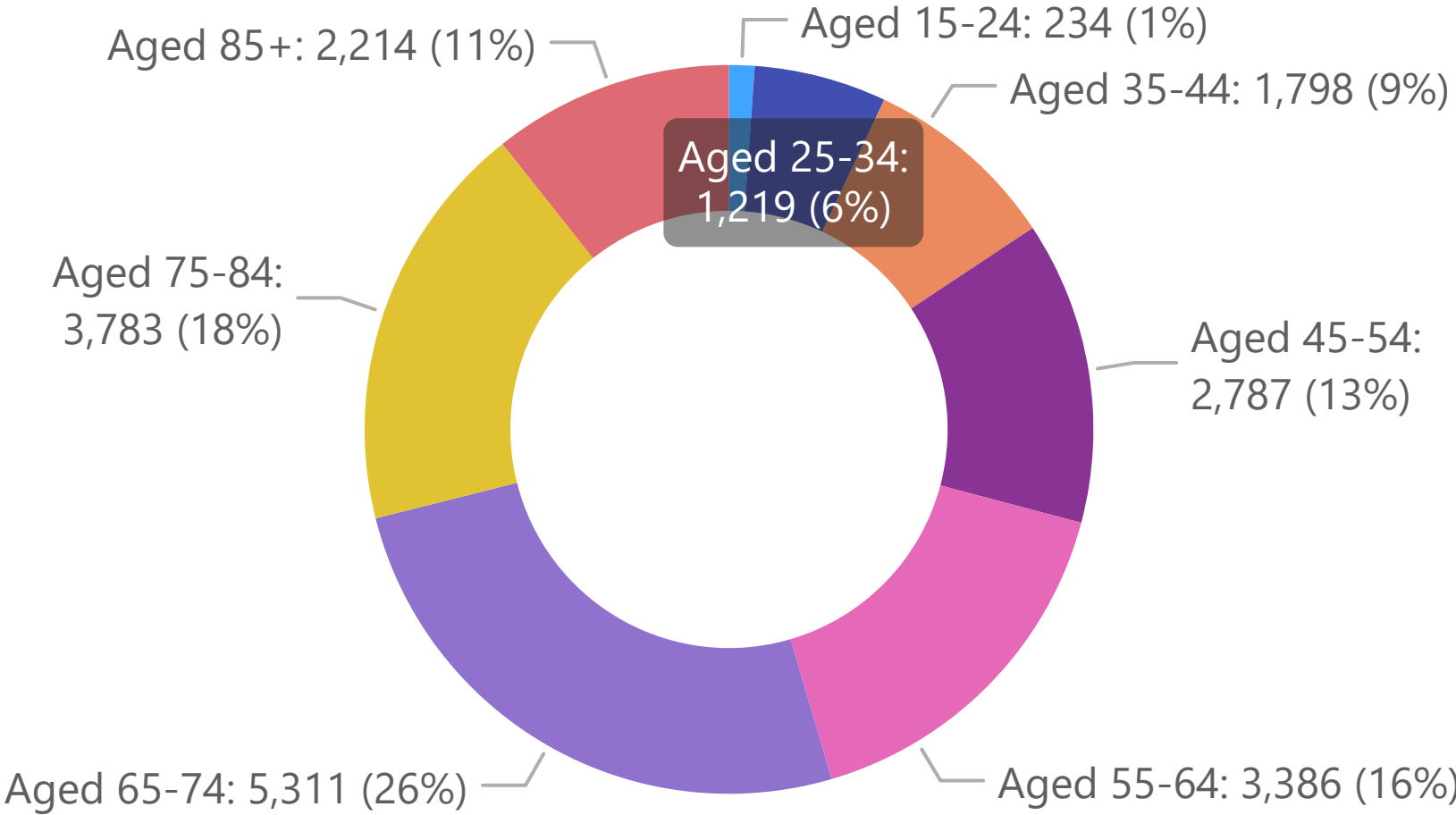
Age Distribution

Veteran Age Distribution

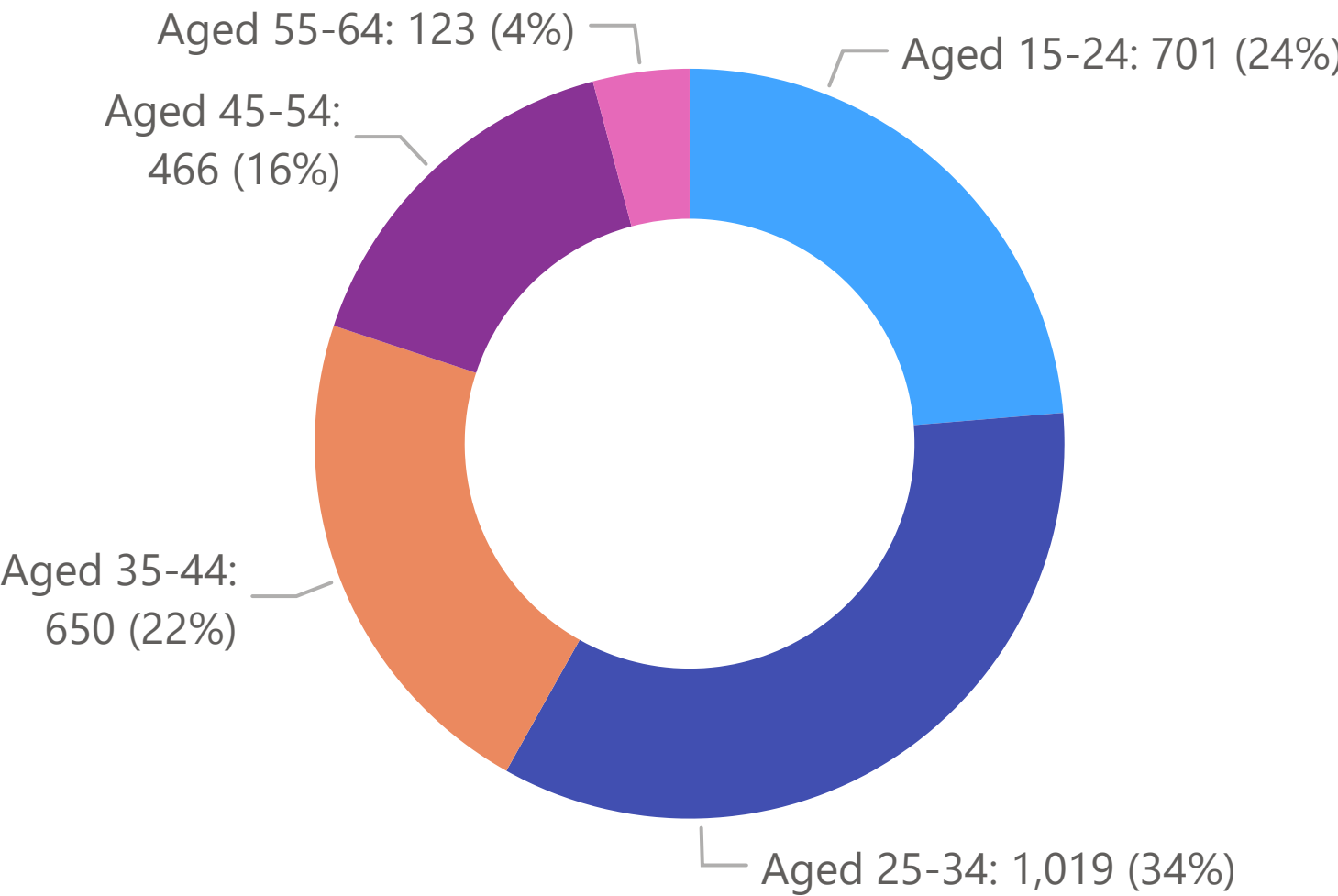
DVA Clients

DVA Top 10s

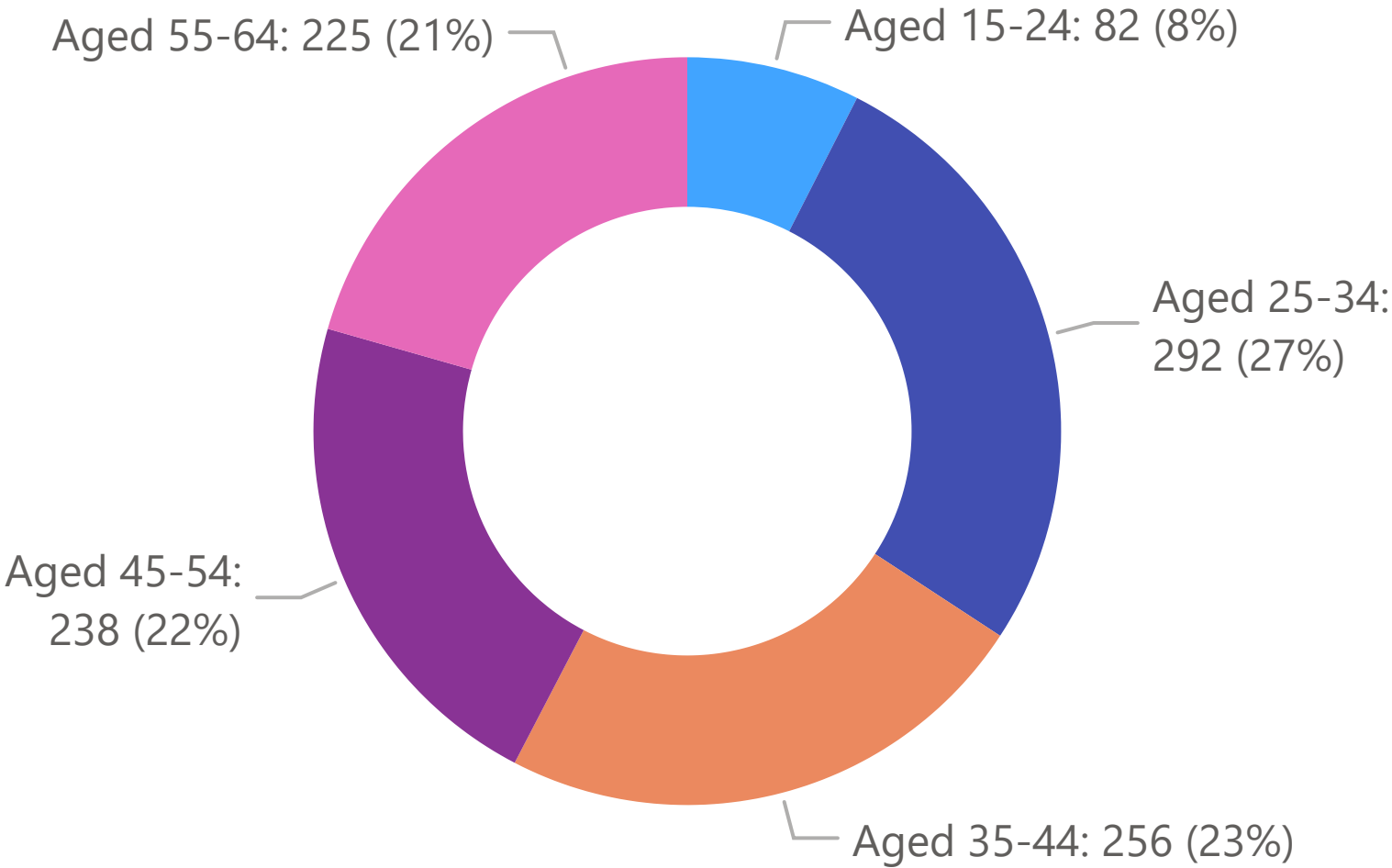
## Previous ADF - 20,739



## Serving ADF Regular - 2,981



## Serving ADF Reserves - 1,091



Hubs & ESOs

Gender

Age Distribution

Veteran Age Distribution

DVA Clients

DVA Top 10s

Region

- ☐ Central West
- ☐ Far West
- ☐ Illawarra
- ☐ Mid North Coast
- ☐ Murray
- ☒ Newcastle and Hunter
- ☐ North Western
- ☐ Northern
- ☐ Other
- ☐ Richmond-Tweed
- ☐ Riverina
- ☐ South East
- ☐ Sydney Metropolitan
- ☐ Sydney Surrounds

LGA

- ☐ Cessnock
- ☐ Dungog
- ☐ Lake Macquarie
- ☐ Maitland
- ☐ Mid-Coast
- ☐ Muswellbrook
- ☐ Newcastle
- ☐ Port Stephens
- ☐ Singleton
- ☐ Upper Hunter

Previous ADF age groups by Local Government Area (LGA)

Report updated: 09-07-2024  
Discrepancies may occur due to cohort sizes

LGA	Aged 15-24	Aged 25-34	Aged 35-44	Aged 45-54	Aged 55-64	Aged 65-74	Aged 75-84	Aged 85+	Total
Lake Macquarie	65	288	446	708	804	1,360	1,032	729	5,435
Newcastle	64	349	395	571	610	757	616	381	3,737
Mid-Coast	17	76	145	301	459	1,026	812	492	3,323
Port Stephens	26	121	238	393	603	882	568	225	3,070
Maitland	34	181	268	372	358	538	341	161	2,250
Cessnock	15	113	153	200	254	384	195	113	1,436
Singleton	4	36	75	108	105	140	65	36	564
Muswellbrook	3	33	35	51	60	71	48	19	310
Dungog	3	16	19	41	77	72	47	24	309
Upper Hunter	3	6	24	42	56	81	59	34	305
Total	234	1,219	1,798	2,787	3,386	5,311	3,783	2,214	20,739



Census and DVA Data by Local Government Area (LGA)

Report updated: 09-07-2024

Discrepancies may occur due to differences in collection dates of data

Region

- ☐ Central West
- ☐ Far West
- ☐ Illawarra
- ☐ Mid North Coast
- ☐ Murray
- ☒ Newcastle and Hunter
- ☐ North Western
- ☐ Northern
- ☐ Other
- ☐ Richmond-Tweed
- ☐ Riverina
- ☐ South East
- ☐ Sydney Metropolitan
- ☐ Sydney Surrounds

LGA

- ☐ Cessnock
- ☐ Dungog
- ☐ Lake Macquarie
- ☐ Maitland
- ☐ Mid-Coast
- ☐ Muswellbrook
- ☐ Newcastle
- ☐ Port Stephens
- ☐ Singleton
- ☐ Upper Hunter

LGA	Previous ADF	Serving ADF	DVA Clients	Gold Card Holders	White Card Holders	Service Pensioners	War Widows	Dependants
Lake Macquarie	5,435	396	3,049	1,050	1,526	645	386	768
Newcastle	3,737	1,174	2,862	672	1,906	299	280	463
Mid-Coast	3,323	68	2,004	942	709	662	331	662
Port Stephens	3,070	1,154	3,162	821	2,021	420	209	482
Maitland	2,250	618	1,848	434	1,212	234	127	280
Cessnock	1,436	91	744	239	400	167	66	160
Singleton	564	507	530	113	336	62	36	83
Muswellbrook	310	26	182	64	85	44	19	43
Dungog	309	30	183	57	103	29	14	36
Upper Hunter	305	8	130	53	59	21	22	35
Total	20,739	4,072	14,694	4,445	8,357	2,583	1,490	3,012

Hubs & ESOs

Gender

Age Distribution

Veteran Age Distribution

DVA Clients

DVA Top 10s



Veterans Affairs

Sources:

- 1. ABS Census Data 2021
- 2. DVA Data - Pensioners and Treatment Card Holders @ March 2024

Census data  
Total DVA Clients

DVA Clients who are either a Previous or Serving ADF member  
DVA Clients who are the spouse or dependant of a Previous or Serving ADF member

Hubs & ESOs

Gender

Age Distribution

Veteran Age Distribution

DVA Clients

DVA Top 10s

Region

- ☐ Central West
- ☐ Far West
- ☐ Illawarra
- ☐ Mid North Coast
- ☐ Murray
- ☒ Newcastle and Hunter
- ☐ North Western
- ☐ Northern
- ☐ Other
- ☐ Richmond-Tweed
- ☐ Riverina
- ☐ South East
- ☐ Sydney Metropolitan
- ☐ Sydney Surrounds

LGA

- ☐ Cessnock
- ☐ Dungog
- ☐ Lake Macquarie
- ☐ Maitland
- ☐ Mid-Coast
- ☐ Muswellbrook
- ☐ Newcastle
- ☐ Port Stephens
- ☐ Singleton
- ☐ Upper Hunter

Census and DVA Data - Top 10 Local Government Areas (LGAs)

Report updated: 09-07-2024

Discrepancies may occur due to differences in collection dates of data

LGA	Previous ADF
Lake Macquarie	5,435
Newcastle	3,737
Mid-Coast	3,323
Port Stephens	3,070
Maitland	2,250
Cessnock	1,436
Singleton	564
Muswellbrook	310
Dungog	309
Upper Hunter	305
Total	20,739

LGA	Serving ADF
Newcastle	1,174
Port Stephens	1,154
Maitland	618
Singleton	507
Lake Macquarie	396
Cessnock	91
Mid-Coast	68
Dungog	30
Muswellbrook	26
Upper Hunter	8
Total	4,072

LGA	DVA Clients
Port Stephens	3,162
Lake Macquarie	3,049
Newcastle	2,862
Mid-Coast	2,004
Maitland	1,848
Cessnock	744
Singleton	530
Dungog	183
Muswellbrook	182
Upper Hunter	130
Total	14,694

LGA	War Widows
Lake Macquarie	386
Mid-Coast	331
Newcastle	280
Port Stephens	209
Maitland	127
Cessnock	66
Singleton	36
Upper Hunter	22
Muswellbrook	19
Dungog	14
Total	1,490

LGA	Gold Card Holders
Lake Macquarie	1,050
Mid-Coast	942
Port Stephens	821
Newcastle	672
Maitland	434
Cessnock	239
Singleton	113
Muswellbrook	64
Dungog	57
Upper Hunter	53
Total	4,445

LGA	White Card Holders
Port Stephens	2,021
Newcastle	1,906
Lake Macquarie	1,526
Maitland	1,212
Mid-Coast	709
Cessnock	400
Singleton	336
Dungog	103
Muswellbrook	85
Upper Hunter	59
Total	8,357

LGA	Service Pensioners
Mid-Coast	662
Lake Macquarie	645
Port Stephens	420
Newcastle	299
Maitland	234
Cessnock	167
Singleton	62
Muswellbrook	44
Dungog	29
Upper Hunter	21
Total	2,583

LGA	Dependants
Lake Macquarie	768
Mid-Coast	662
Port Stephens	482
Newcastle	463
Maitland	280
Cessnock	160
Singleton	83
Muswellbrook	43
Dungog	36
Upper Hunter	35
Total	3,012



Veterans Affairs

Sources:

- 1. ABS Census Data 2021
- 2. DVA Data - Pensioners and Treatment Card Holders @ March 2024

Census data  
Total DVA Clients

DVA Clients who are either a Previous or Serving ADF member  
DVA Clients who are the spouse or dependant of a Previous or Serving ADF member